

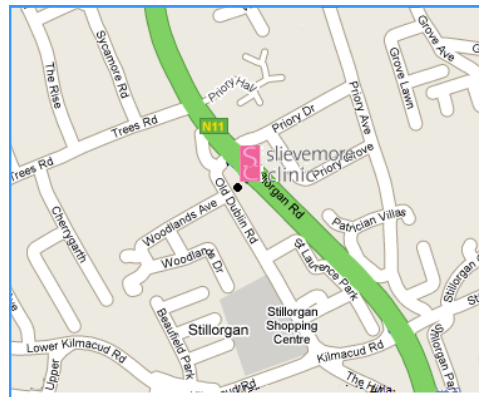
Imagine reducing the effects of sun damage

Photorejuvenation using IPL™ is a non-invasive treatment that treats skin damage without disruption of the skin’s surface, hence, no “down time”. Intense Pulsed Light (IPL™) can simultaneously treat a wide range of facial concerns safely and effectively, such as broken capillaries, benign brown pigment, age spots (sun-induced freckles), mottled pigmentation and poikiloderma.



Both the pleasures and stresses of life, along with the simple passage of time, tend to cause our skin to appear older. And the signs of photo-ageing and sun damage are typically most visible on a person’s face and body.


While numerous treatments from simple creams to major surgeries exist to improve various facial flaws, skin specialists have always sought dramatic improvement with low risk and no “down time”. Additionally, many conventional treatment options can only address one condition at a time, while they entail a prolonged recovery time, considerable pain and potential side effects.



Old Dublin Road
Stillorgan
Co Dublin

Phone: 01 2000 500
Fax: 01 210 1564
www.cosmeticdoctor.ie

IPL™ Laser Rejuvenation



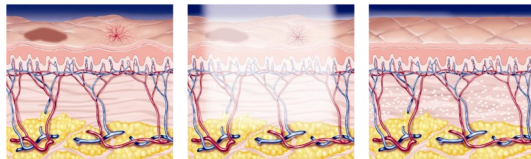
Tel: 01 2000 500
www.cosmeticdoctor.ie

IPL™ Photorejuvenation

What is Intense Pulsed Light?

Intense Pulsed Light (IPL™) technology is a treatment breakthrough that can correct a variety of benign skin conditions, such as facial skin imperfections, the signs of photo-aging, birthmarks, unwanted hair, unsightly small veins, and other blemishes. It offers a safe, non-invasive solution that can be tailored to your individual condition and skin type, providing superior cosmetic results and outstanding satisfaction, through a new process called Photorejuvenation.

IPL™ at work



Red Blemishes from broken blood vessels and brown spots of pigment from sun damage respond to Intense Pulsed Light. The light is changed to heat energy as it reaches to the level of the collagen beneath the skin

How is Photorejuvenation performed?

A cold gel is usually applied to the area to be treated, and you may be given dark glasses to protect your eyes from the bright light. The smooth glass surface of the IPL™ handpiece is gently applied to the skin and pulses of light are applied. You may feel a slight sting, like the snapping of a small elastic band. An anaesthetic cream may be used, but is seldom required. Treatment is generally administered in a series of 4 to 6 sessions that provide excellent long-term results, minimal adverse effects and high satisfaction. Each treatment takes about twenty minutes.

Why are multiple treatments necessary?

Depending on the number of conditions you are treating, and the severity of the individual problem, a series of four to six IPL™ treatment sessions may be recommended. You can return to work the same day and resume all your regular activities.

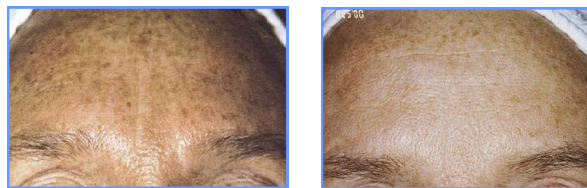
By dividing the full program into several treatments, the procedure provides gradual improvement with very low risk – and, it preserves the wonderful “no down time” feature that people appreciate so much.

How do other treatments compare to Photorejuvenation?

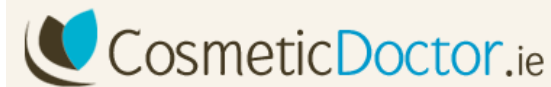
While there are lasers that treat telangiectasia and broken capillaries, other lasers that treat benign brown pigments and others yet that are used for resurfacing facial skin, no technology provides the longterm improvement of complexion and texture of the IPL™ skin treatments using Photorejuvenation program – all without the slightest interruption in your busy lifestyle.

What conditions can Photorejuvenation treat?

Imperfections from Sun Damage and Photo-ageing



Sun Damage—Before and After 3 treatments of IPL™



Tel: 01 2000 500

www.cosmeticdoctor.ie

Facial imperfections or abnormalities can detract from your well being and appearance, no matter how healthy and young you feel. IPL™ technology helps create smoother-looking skin. After a series of treatments, you can see a significant reduction of unwanted pigmentation. The same treatment can be used effectively on the neck, chest, arms and hands.

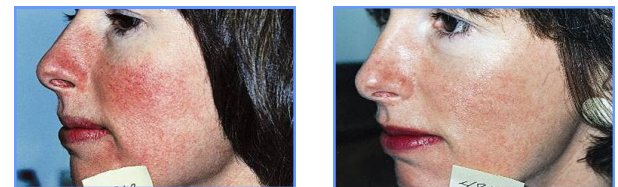
Benign Vascular Lesions, Broken Veins and Capillaries



Telangiectasia —Before and After 3 treatments of IPL™

The face has an extensive network of veins and tiny blood vessels called capillaries. Over time, aging, trauma, sun exposure, and certain lifestyle factors cause a number of them to break appearing as red streaks or blotches on the face. IPL™ therapy can eliminate damaged veins and capillaries by removing virtually all traces of these unsightly blemishes.

Redness Caused by Broken Capillaries



Ruddy Complexion —Before and After 4 treatments of IPL™

Many people suffer from broken capillaries and diffuse erythema, which cause them social embarrassment. For both women and men, IPL™ can successfully treat dilated blood vessels with injuring the surrounding healthy skin.